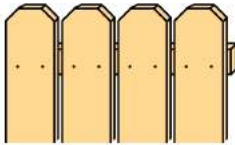


CEDAR

WOOD PICKETS



PART #	SIZE	PRICE/Ea.
w1	1" X 4" X 4'	1.32
w2	1" X 4" X 6'	* CALL *
w3	1" X 6" X 4' #2 No Returns!	1.84
w4	1" X 6" X 5' #2 No Returns!	2.40
we	1" X 6" X 6' #2 Book No Returns!	2.88
w11	1" X 6" X 6' #2 Redwood Empire	3.25
w6	1" X 6" X 6' #2 Premium	4.78
w7	1" X 6" X 8' #2 Book No Returns!	4.24
w65	1" X 6" X 8' #2 Redwood Empire	5.41
w66	1" X 6" X 8' #2 Island (palm tree logo)	6.24
w9	1" X 6" X 8' #2 Premium	6.82

WOOD POSTS



PART #	SIZE	PRICE/Ea.
w18	4" X 4" X 8' CEDAR	24.96
w21	4" X 4" X 8' TREATED	25.43
w22	4" X 4" X 10' TREATED	31.79
w24	4" X 6" X 8' TREATED	19.12
w27	4" x 6" x 10' TREATED	27.00
w25	6" X 6" X 10' TREATED	45.76

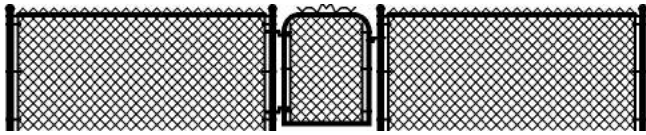
STEEL POSTS

PART #	SIZE	PRICE/Ea.
w55	7' 6" PostMaster	23.99
w56	8' PostMaster	25.60
w57	10' PostMaster	33.64
w29	2 3/8" X 8' Galvanized CQ20 w/brackets and cap	36.70
w54	8' Postmaster Black Gate Post	64.85

RAILS



PART #	SIZE	PRICE/Ea.
w14	2" X 4" X 8' CEDAR (rough cut)	8.10
w15	2" X 4" X 10' CEDAR (rough cut)	8.62
w16	2" X 4" X 8' TREATED	8.21
w17	2" X 4" X 10' TREATED	6.73
w26	2" X 6" X 10' TREATED	9.06



MILD FENCE CO.
 3465 Hwy 93 N.
 Kalispell, MT 59901
 406-755-7650
 www.mildfence.com

CEDAR

HARDWARE

PART #	SIZE	PRICE/#
w31	3" T25 Torx Drive Screws (79/#)	5.13
w32	1 1/2" T25 Torx Drive Screws (140/#)	5.04
w33	2" T30 Insert Bit	.95
w34	2" T25 Power Bit	.95
w35	1 1/2" T25 Torx Drive Screws (140/#) BOX	119.94
w36	3" T25 Torx Drive Screws (79/#) BOX	107.87

WOOD ADAPTER BRACKETS

PART #	SIZE	PRICE/Ea.
w41	1 7/8" LINE	3.61
w42	1 7/8" CORNER	6.01
w43	2 3/8" LINE	3.85
w44	2 3/8" CORNER	6.29

GATE KITS

PART #	SIZE	PRICE/Ea.
w45	36" - 60" ADJUST-A-GATE (2 Rail) (4' 5' 6'tall)	82.78
w46	60" - 96" ADJUST-A-GATE (2 Rail) (4' 5' 6' tall)	97.95
w47	36" - 60" ADJUST-A-GATE (3 Rail) (6' 8'tall) AG36-3	95.20
w48	60" - 96" ADJUST-A-GATE (3 Rail) (6' 8'tall) AG60-3	104.81

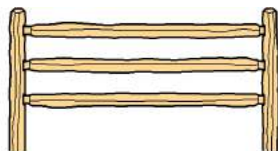
GATE HARDWARE

See Vinyl Section for Adjustable Hinges, Latch & Drop Rod



PART #	SIZE	PRICE/Ea.
w37	8" Tee Hinge (per pair)	11.33
w38	8" Strap Hinge (per pair)	12.48
w12	Gate Wheel	22.22
w40	48" Cane Bolt	2.25

SPLIT RAIL CEDAR



PART #	SIZE	PRICE/Ea.
w58	10' STANDARD RAILS	12.48
w59	5' 6" 2 HOLE LINE POST	17.00
w60	5' 6" 2 HOLE END POST	20.11
w61	5' 6" 2 HOLE CORNER POST	21.49
w62	6' 6" 3 HOLE LINE POST	20.80
w63	6' 6" 3 HOLE END POST	20.80
w64	6' 6" 3 HOLE CORNER POST	22.88

HAMILTON HARDWARE

PART #	SIZE	PRICE/Ea.
w52	SLIDE LATCH	34.17
w53	3/4" HINGE	16.34