

MILD FENCE CO.  
 3465 Hwy 93 N.  
 Kalispell, MT 59901  
 406-755-7650  
 www.mildfence.com

## CHAIN LINK ACCESSORIES

### TENSION BAND

REGULAR



PART #	SIZE	PRICE/Ea.
a1	1 3/8"	.40
a2	1 5/8"	.46
a3	1 7/8"	.48
a4	2 3/8"	.56
a5	2 7/8"	.64
a6	4"	.85

HEAVY

PART #	SIZE	PRICE/Ea.
a7	1 5/8"	.88
a8	1 7/8"	.96
a9	2 3/8"	.89
a10	2 7/8"	1.23
a12	4"	1.27
a14	6 5/8"	2.45

### BRACE BAND

REGULAR



PART #	SIZE	PRICE/Ea.
a16	1 3/8"	.42
a17	1 5/8"	.48
a18	1 7/8"	.44
a19	2 3/8"	.62
a20	2 7/8"	.73
a21	4"	1.00

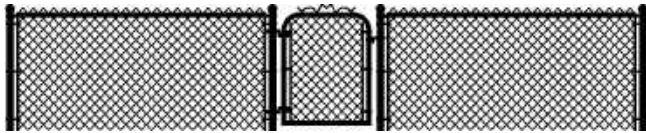
HEAVY

PART #	SIZE	PRICE/Ea.
a22	1 5/8"	.70
a23	1 7/8"	.83
a24	2 3/8"	.96
a25	2 7/8"	1.06
a26	4"	1.14
a27	6 5/8"	2.23

2-WAY 180 DEG.



PART #	SIZE	PRICE/Ea.
a29	1 7/8" 2-WAY 180 DEG.	1.10
a31	2 3/8" 2-WAY 180 DEG.	1.23



MILD FENCE CO.  
 3465 Hwy 93 N.  
 Kalispell, MT 59901  
 406-755-7650  
 www.mildfence.com

## CHAIN LINK ACCESSORIES

### RAIL-END

DIE-CAST ALUMINUM



PART #	SIZE	PRICE/Ea.
a55	1 3/8"	.75

PRESSED STEEL

PART #	SIZE	PRICE/Ea.
a56	1 5/8"	1.41
a57	1 7/8"	1.21
a58	2 3/8"	2.13

2 HOLE RAIL-END

PART #	SIZE	PRICE/Ea.
a59	1 5/8"	1.37
a60	1 7/8"	2.34

### CAP

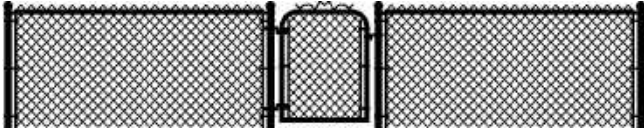
DIE-CAST ALUMINUM DOME



PART #	SIZE	PRICE/Ea.
a41	1 3/8"	.44
a42	1 5/8"	.62
a43	1 7/8"	.60
a44	2 3/8"	.94
a45	2 7/8"	1.12

PRESSED STEEL

PART #	SIZE	PRICE/Ea.
a48	1 7/8"	1.27
a49	2 3/8"	.92
a50	2 7/8"	1.31
a51	3 1/2"	3.14
a52	4"	2.25
a54	6 5/8"	6.66



## CHAIN LINK ACCESSORIES

### EYE-TOP

DIE-CAST ALUMINUM



PART #	SIZE	PRICE/Ea.
a33	1 5/8" X 1 3/8"	.81
a34	1 7/8" X 1 3/8"	1.48
a35	1 7/8" X 1 5/8"	1.68

### PRESSED STEEL



PART #	SIZE	PRICE/Ea.
a37	1 5/8" X 1 5/8"	1.62
a38	1 7/8" X 1 5/8"	1.87
a39	2 3/8" X 1 5/8"	2.41
a40	2 7/8" X 1 5/8"	3.45

### TENSION BAR

3/16" X 5/8"

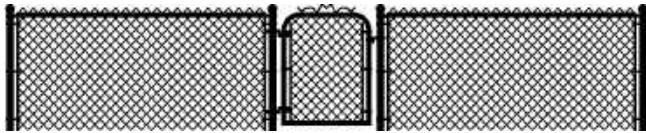


PART #	SIZE	PRICE/Ea.
a90	34"	2.34
a91	40"	2.34
a92	46"	1.85
a93	58"	2.35

3/16" X 3/4"



PART #	SIZE	PRICE/Ea.
a99	70"	3.54
a100	82"	4.14
a101	94"	4.76
a102	118"	5.99
a103	142"	7.20



MILD FENCE CO.  
 3465 Hwy 93 N.  
 Kalispell, MT 59901  
 406-755-7650  
 www.mildfence.com

## CHAIN LINK ACCESSORIES

### BARB WIRE ARM

UPRIGHT PRESSED STEEL



PART #	SIZE	PRICE/Ea.
a67	1 5/8" X 1 5/8"	2.70
a68	1 7/8" X 1 5/8"	3.20
a69	2 3/8" X 1 5/8"	3.74

45 Deg. PRESSED STEEL



PART #	SIZE	PRICE/Ea.
a70	1 5/8" X 1 5/8"	3.86
a71	1 7/8" X 1 5/8"	3.02
a72	2 3/8" X 1 5/8"	3.20
a214	2 7/8" X 1 5/8"	5.20

### CORNER ARM

45 DEGREE PRESSED STEEL



PART #	SIZE	PRICE/Ea.
a75	2 3/8"	15.94
a76	2 7/8"	18.55
a77	4"	13.67

45 DEGREE MALLEABLE IRON



PART #	SIZE	PRICE/Ea.
a78	2 3/8"	17.03
a79	2 7/8"	18.98
a80	4"	18.41

### V-ARM

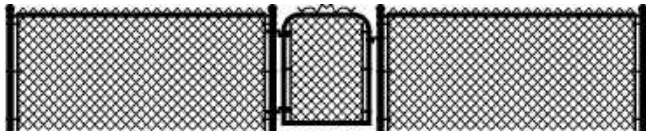
V ARM PRESSED STEEL



PART #	SIZE	PRICE/Ea.
a73	1 7/8" X 1 5/8"	* CALL *
a74	2 3/8" X 1 5/8"	27.77

V ARM MALLEABLE IRON

PART #	SIZE	PRICE/Ea.
a81	2 3/8"	* CALL *
a82	2 7/8"	* CALL *
a83	4"	* CALL *



MILD FENCE CO.  
 3465 Hwy 93 N.  
 Kalispell, MT 59901  
 406-755-7650  
 www.mildfence.com

## CHAIN LINK ACCESSORIES

### PLUG



PART #	SIZE	PRICE/Ea.
a205	1 3/8"	.73
a206	1 5/8"	.94

### TRUSS ROD



PART #	SIZE	PRICE/Ea.
a88	12' 3/8"	4.78

### TIGHTENER



PART #	SIZE	PRICE/Ea.
a361	RESIDENTIAL TRUSS ROD	.81
a89	INDUSTRIAL TRUSS ROD	1.54

### GATE ROD

PART #	SIZE	PRICE/Ea.
a324	5/16" x 55 1/2"	1.25
a325	5/16" x 67 1/2"	1.93

### GATE CLIP



PART #	SIZE	PRICE/Ea.
a173	1 3/8"	.35

### GATE ELL

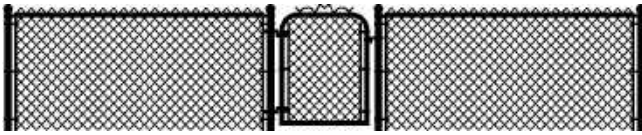


PART #	SIZE	PRICE/Ea.
a172	1 3/8"	2.72

### SLEEVE



PART #	SIZE	PRICE/Ea.
a84	1 3/8"	1.56
a85	1 5/8"	1.54



MILD FENCE CO.  
 3465 Hwy 93 N.  
 Kalispell, MT 59901  
 406-755-7650  
 www.mildfence.com

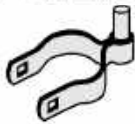
## CHAIN LINK ACCESSORIES

### GATE FRAME HINGE



PART #	SIZE	PRICE/Ea.
a138	1 3/8" HVY DTY	.98
a139	1 5/8" HVY DTY	1.62
a140	1 7/8" HVY DTY	1.75

### POST HINGE



PART #	SIZE	PRICE/Ea.
a141	1 3/8" HVY DTY	1.46
a144	1 5/8" HVY DTY	2.29
a145	1 7/8" HVY DTY	2.37
a146	2 3/8" HVY DTY	2.54
a147	2 7/8" HVY DTY	3.27
a332	FLAT BACK	1.81

### 180 INDUSTRIAL HINGE




PART #	SIZE	PRICE/Ea.
a197	2 7/8" X 1 5/8" or 1 7/8"	11.79
a198	4" X 1 5/8" or 1 7/8"	14.12
a199	6 5/8" X 1 5/8" or 1 7/8"	23.03

### BULL DOG HINGE



PART #	SIZE	PRICE/Ea.
a201	2 3/8" X 1 5/8" or 1 7/8"	14.29
a202	2 7/8" X 1 5/8" or 1 7/8"	10.92
a203	4" X 1 5/8" or 1 7/8"	12.21
a204	6 5/8" X 1 5/8" or 1 7/8"	20.92

### HANGER BOLT

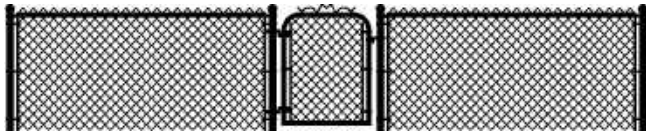


PART #	SIZE	PRICE/Ea.
a149	5/8" X 6"	3.68
a150	5/8" X 8"	4.39
a151	5/8" X 10"	5.39
a152	5/8" X 12"	5.89

### LAG SCREW HINGE



PART #	SIZE	PRICE/Ea.
a153	5/8" X 4 1/2" PIN	1.62
a154	5/8" X 6" PIN	1.93
a15	1 1/4" X 8" STRAP HINGE HOOK (PAIR)	16.32
a362	5/8" X 5" GATE HINGE LAG HOOK	4.95



MILD FENCE CO.  
 3465 Hwy 93 N.  
 Kalispell, MT 59901  
 406-755-7650  
 www.mildfence.com

## CHAIN LINK ACCESSORIES

### GATE FORK LATCH

REGULAR



PART #	SIZE	PRICE/Ea.
a156	1 3/8" X 1 3/8"	2.54
a157	1 3/8" X 1 7/8"	2.68
a158	1 3/8" X 2 3/8"	2.77
a159	1 3/8" X 2 7/8"	2.77

MALLEABLE IRON



PART #	SIZE	PRICE/Ea.
a166	1 5/8" X 1 7/8"	8.14
a163	1 5/8" X 2 3/8"	9.11
a164	1 5/8" X 2 7/8"	9.84
a165	1 5/8" X 4"	10.88
a167	1 7/8" X 2 7/8"	10.11
a168	1 7/8" X 4"	11.23

### BUTTERFLY LATCH



PART #	SIZE	PRICE/Ea.
a310	1 3/8" X 1 7/8"	6.33
a169	1 3/8" X 2 3/8"	5.05

### FLAT BACK LATCH

BUTTERFLY



PART #	SIZE	PRICE/Ea.
a170	1 3/8"	3.29

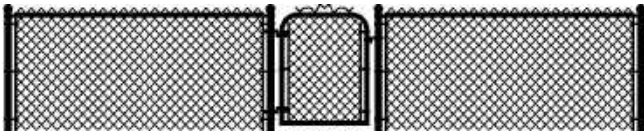
FORK



PART #	SIZE	PRICE/Ea.
a171	1 3/8" FLAT BACK LATCH	2.00

### MISCELLANEOUS GATE HARDWARE

PART #	SIZE	PRICE/Ea.
a347	D&D BAD ASS HINGE (WELDABLE, ADJUSTABLE, SEALED BEARING)	72.85



MILD FENCE CO.  
 3465 Hwy 93 N.  
 Kalispell, MT 59901  
 406-755-7650  
 www.mildfence.com

## CHAIN LINK ACCESSORIES

### GATE KEEPER



PART #	SIZE	PRICE/Ea.
a181	1 5/8" PRESSED STEEL	3.62
a314	1 5/8" MALLEABLE IRON	13.00

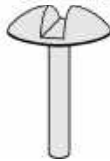
### GATE CLOSER

SPRING



PART #	SIZE	PRICE/Ea.
a175	1 7/8" X 1 3/8"	25.38
a176	2 3/8" X 1 3/8"	27.50

### GATE CENTER STOP



PART #	SIZE	PRICE/Ea.
a182	FIELD TYPE - PRESSED STEEL	5.32
a183	MUSHROOM TYPE	11.69

### SWIVEL WHEEL



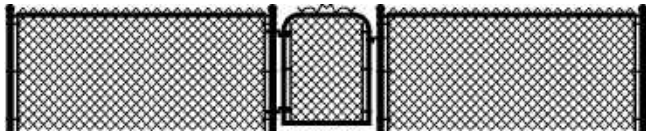
PART #	SIZE	PRICE/Ea.
a222	1 3/8" X 6" DIA.	16.54
a223	1 5/8" X 6" DIA.	16.91
a224	1 7/8" X 6" DIA.	17.20

### DROP ROD ASSEMBLY



PART #	SIZE	PRICE/Ea.
a184	1 3/8" X 36" Residential	9.11
a185	1 3/8" X 42" Residential	9.57
a188	1 5/8" INDUSTRIAL	27.28
a189	1 7/8" INDUSTRIAL	29.33
a190	1 5/8" FORK ONLY	5.32
a191	1 7/8" FORK ONLY	5.43
a192	1 5/8" GUIDE ONLY	3.35
a193	1 7/8" GUIDE ONLY	3.43
a187	1 5/8" SLIDE LATCH	29.33
a28	1 3/8" Strong Arm Latch	36.69
a186	1 5/8" Strong Arm Latch	30.39





MILD FENCE CO.  
 3465 Hwy 93 N.  
 Kalispell, MT 59901  
 406-755-7650  
 www.mildfence.com

## CHAIN LINK ACCESSORIES

### PIPE TRACK BRACKET



PART #	SIZE	PRICE/Ea.
a210	1 5/8" or 1 7/8" X 1 5/8"	8.61
a211	2 3/8" or 2 7/8" X 1 5/8"	8.96
a212	4" X 1 5/8"	10.32

### DOUBLE-WHEEL CARRIER



PART #	SIZE	PRICE/Ea.
a32	8" DIA. HARD RUBBER	37.13
a221	10" DIA PNEUMATIC	* CALL *

### SINGLE WHEEL CARRIER

PART #	SIZE	PRICE/Ea.
a326	1 5/8" X 6"	26.60
a327	1 7/8" X 6"	24.29

### ROLO LATCH



PART #	SIZE	PRICE/Ea.
a207	1 5/8" (w/o Bands)	7.92

### REAR WHEEL ASSEMBLY



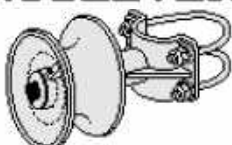
PART #	SIZE	PRICE/Ea.
a213	1 5/8" or 1 7/8" MALLEABLE IRON	31.84

### CANTILEVER GATE LATCH

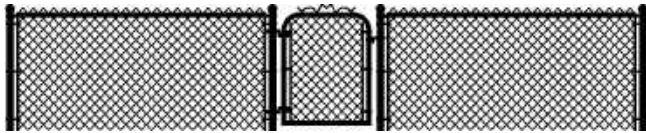


PART #	SIZE	PRICE/Ea.
a208	1 5/8" or 1 7/8" X 2 7/8"	13.62
a209	1 5/8" or 1 7/8" X 4"	14.96

### CANTILEVER GATE ROLLER



PART #	SIZE	PRICE/Ea.
a227	2 7/8" X 2 3/8" MALLEABLE IRON	92.91
a228	4" X 2 3/8" SYNTHETIC	115.54
a230	4" X 2 3/8" MALLEABLE IRON	87.96
a331	ROLLER COVER	14.54



MILD FENCE CO.  
 3465 Hwy 93 N.  
 Kalispell, MT 59901  
 406-755-7650  
 www.mildfence.com

## CHAIN LINK ACCESSORIES

### END CLAMP



PART #	SIZE	PRICE/Ea.
a280	1 3/8" X 1 3/8"	.79
a281	1 5/8" X 1 3/8"	.96
a282	1 7/8" X 1 3/8"	1.36
a283	2 3/8" X 1 3/8"	1.66
a284	1 5/8" X 1 5/8"	1.29
a285	1 7/8" X 1 5/8"	1.29
a286	2 3/8" X 1 5/8"	1.75
a287	2 7/8" X 1 5/8"	2.05
a289	1 7/8" X 1 7/8"	3.45
a290	2 3/8" X 1 7/8"	2.32

### LINE RAIL CLAMP



PART #	SIZE	PRICE/Ea.
a291	1 3/8" X 1 3/8"	1.19
a292	1 5/8" X 1 3/8"	1.31
a293	1 7/8" X 1 3/8"	1.53
a294	2 3/8" X 1 3/8"	1.77
a295	1 5/8" X 1 5/8"	1.71
a296	1 7/8" X 1 5/8"	2.14
a297	2 3/8" X 1 5/8"	1.89
a298	2 7/8" X 1 5/8"	2.08
a300	4" X 1 5/8"	2.52

### SADDLE CLAMP



PART #	SIZE	PRICE/Ea.
a306	1 3/8" X 1 3/8"	1.81
a307	1 5/8" X 1 5/8"	1.50
a118	1 7/8" X 1 7/8"	1.62

### KENNEL SAFE-T LATCH

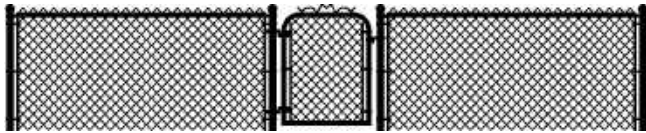


PART #	SIZE	PRICE/Ea.
a308	1 3/8" X 1 3/8"	1.81

### KENNEL SAFE-T HINGE



PART #	SIZE	PRICE/Ea.
a309	1 3/8" X 5/8"	1.75



MILD FENCE CO.  
 3465 Hwy 93 N.  
 Kalispell, MT 59901  
 406-755-7650  
 www.mildfence.com

## CHAIN LINK ACCESSORIES

### TENSION WIRE

PART #	SIZE	PRICE/Coil
a271	7 GA. COIL SPRING 1.20 ZINC CLASS IV (1100 ft/roll)	145.35

### BARBED OBSTACLE WIRE

(18" Spacing)



PART #	SIZE	PRICE/COIL
a279	18" DIA.	70.70

### CABLE

PART #	SIZE	PRICE/Ea.
a337	3/8" Cable	.94
a338	3/8" Aluminum Sleeves	1.56
a339	Turn-buckles	5.35

### HOG RING



PART #	SIZE	PRICE/Lb.
a269	9 GA. STEEL (88/lb)	2.75
a266	9 GA. ALUMINUM (264/lb)	7.09

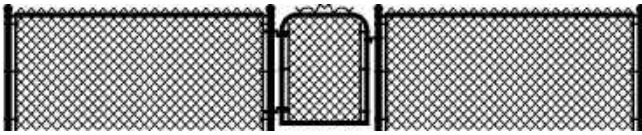
### FLOOR FLANGE

PART #	SIZE	PRICE/Ea.
a340	4" X 4" x 1/4"	2.70
a313	6" X 6" x 1/4"	6.43

### MISCELLANEOUS



PART #	SIZE	PRICE/Ea.
pl	Fence Pliers	15.18
a323	10' Breakaway sign posts	61.54
a319	6' X 10' Temporary Construction Panel	69.91
a320	T-Leg (Temp Panel)	6.98
a341	18" X 30" Base Stand (Temp Fence)	10.13



MILD FENCE CO.  
 3465 Hwy 93 N.  
 Kalispell, MT 59901  
 406-755-7650  
 www.mildfence.com

## CHAIN LINK ACCESSORIES

### TIE WIRE

9 GA. ALUMINUM



PART #	SIZE	PRICE/Ea.
a256	6 1/2"	.083
a257	8 1/4"	.10
a258	10 1/2"	.12

12 GA. STEEL

PART #	SIZE	PRICE/Ea.
a262	6 1/2"	.062
a263	7 1/2"	.062
a264	8 1/2"	.062
a265	10 1/2"	.25

9 GA. STEEL

PART #	SIZE	PRICE/Ea.
a11	7 1/2"	.10
a13	8 1/2"	.10

### EASY TWIST TIES

TIE WIRE

PART #	SIZE	PRICE/Ea.
ez1	1 5/8" TIE WIRE	.25
ez2	1 7/8" TIE WIRE	.29
ez3	2 3/8" TIE WIRE	.33
ez4	2 7/8" TIE WIRE	.37
ez5	4" TIE WIRE	.40

### CARRIAGE BOLT



PART #	SIZE	PRICE/Ea.
a241	5/16" X 1 1/4"	.12
a242	5/16" X 1 1/2"	.13
a244	5/16" X 2"	.15
a245	5/16" X 2 1/4"	.17
a246	5/16" X 2 1/2"	.17
a248	3/8" X 1 1/4"	.18
a249	3/8" X 1 1/2"	.19
a250	3/8" X 2"	.21
a251	3/8" X 2 1/4"	.23
a252	3/8" X 2 1/2"	.25
a253	3/8" X 3"	.27
a254	3/8" X 3 1/2"	.29